



District Report Card: 2017


State: Assam	District: Jorhat
Class: 3	Subject: Language
Schools: 61	Students: 796


Participation/Coverage


Students

<div>GENDER</div> <div></div>	Boys				Girls			
	Number		%		Number		%	
	397		49.87		399		50.13	

<div>AREA</div> <div></div>	Rural				Urban			
	Number		%		Number		%	
	661		83.04		135		16.96	

<div>CATEGORY</div> <div></div>	SC		ST		OBC		GEN	
	Number	%	Number	%	Number	%	Number	%
	75	9.42	108	13.57	527	66.21	86	10.80

<div>CWSN</div> <div></div>	LD	VI	HI	S&LD	ID	Oth
	4	3	3	2	1	1

<div>Management</div> <div></div>	Government			Government-aided		
	Number		%	Number		%
	759		95.35	37		4.65

Average Performance of Students in Language (%)

Overall	Gender		Area		Management		Social Group			
	Male	Female	Rural	Urban	Govt.	Aided	SC	ST	OBC	GEN
64.95	66.16	63.74	64.30	68.15	64.58	72.43	61.24	63.83	64.09	74.88

Performance on Learning Outcomes (LOs)

Learning Outcomes	Description	Average Performance(%)
L304	Reads small texts with comprehension i.e., identifies main ideas, details, sequence and draws conclusions	65.89
L312	Reads printed scripts on the classroom walls: poems, posters, charts etc.	63.07

Range of Performance of Students who Answered Correctly							
Below 30%		30% - 50%		50% - 75%		Above 75%	
Number	%	Number	%	Number	%	Number	%
61	7.66	144	18.09	309	38.82	282	35.43

Lowest Performing Learning Outcomes (LOs)

1 - Reads printed scripts on the classroom walls: poems, posters, charts etc. (63.07)

2 - Reads small texts with comprehension i.e., identifies main ideas, details, sequence and draws conclusions (65.89)